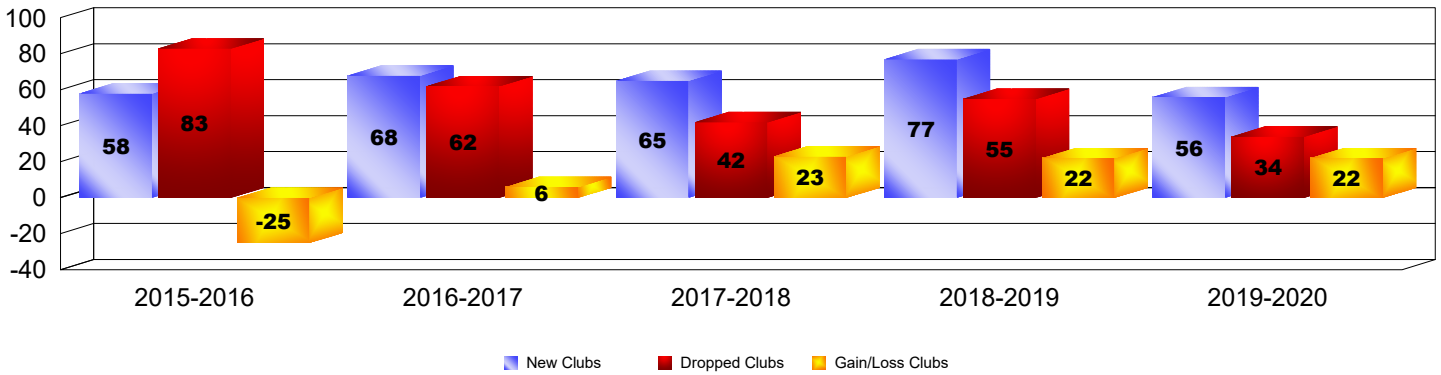


Multiple District 321

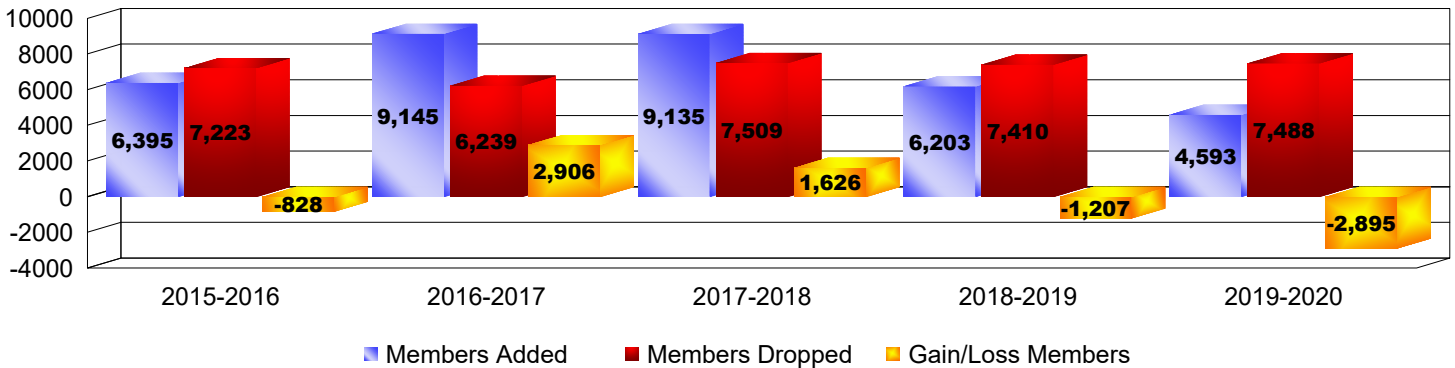
As of June 2020 Cumulative

Year	New Clubs	Dropped Clubs	Gain/Loss Clubs	New Members	Charter Members	Reinstate Members	Transfer Members	Total Member Added	Total Members Dropped	Gain/Loss Members
2015-2016	58	83	-25	3,174	1,988	951	282	6,395	7,223	-828
2016-2017	68	62	6	5,952	2,107	836	250	9,145	6,239	2,906
2017-2018	65	42	23	6,438	1,859	671	167	9,135	7,509	1,626
2018-2019	77	55	22	2,772	2,219	1,057	155	6,203	7,410	-1,207
2019-2020	56	34	22	2,193	1,552	730	118	4,593	7,488	-2,895
Average	65	55	10	4,106	1,945	849	194	7,094	7,174	-80


Clubs



Members



Membership Composition June 2020 Cumulative



Gender Comparison June 2020 Cumulative

